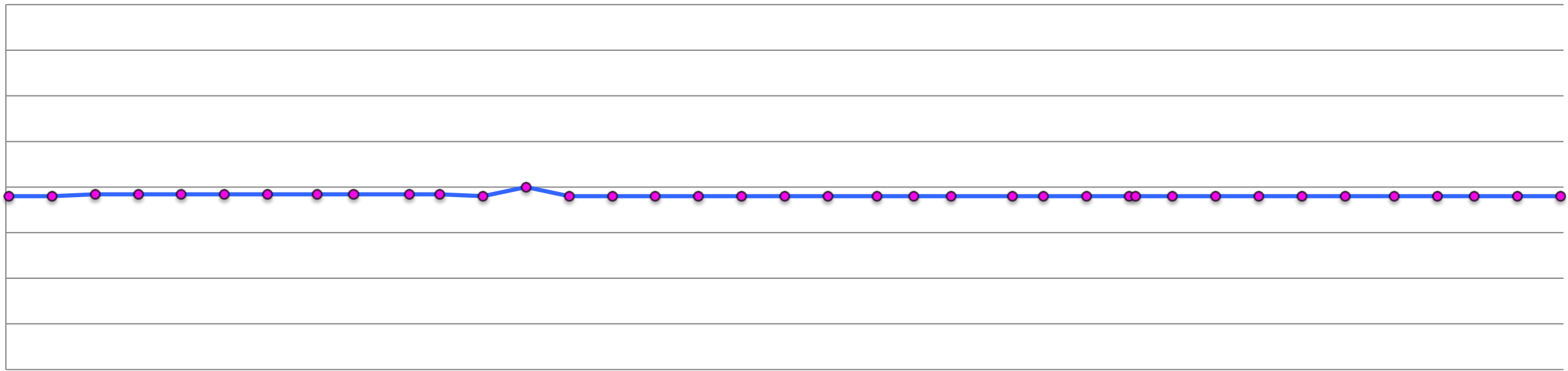


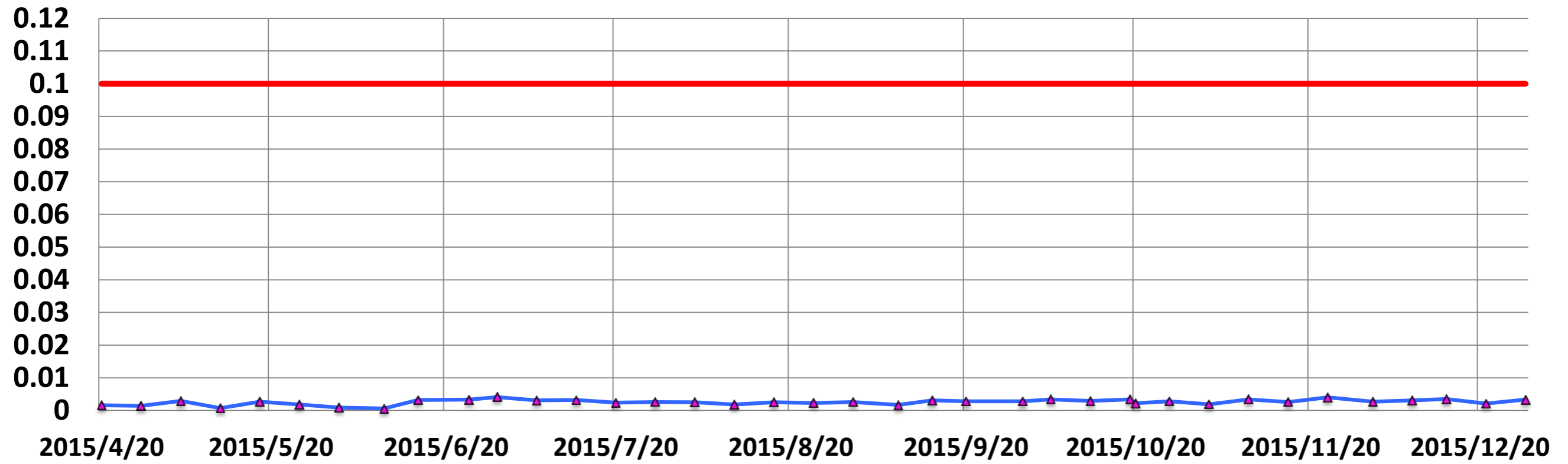
# Central Frequency (MHz)

(MHz)  
123.2640  
123.2635  
123.2630  
123.2625  
123.2620  
123.2615  
123.2610  
123.2605  
123.2600

2015/4/20 2015/5/20 2015/6/20 2015/7/20 2015/8/20 2015/9/20 2015/10/20 2015/11/20 2015/12/20



# Drift Rate



# He Level (%)

He (%)

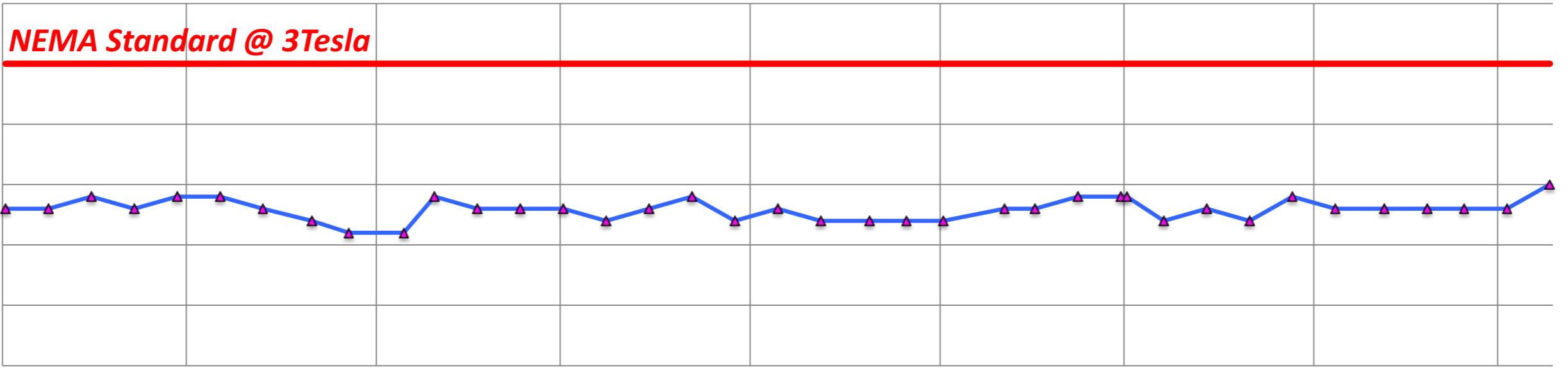
85  
80  
75  
70  
65  
60  
55

2015/4/20 2015/5/20 2015/6/20 2015/7/20 2015/8/20 2015/9/20 2015/10/20 2015/11/20 2015/12/20



# p2p/mean (%)

(%)  
0.3  
0.25  
0.2  
0.15  
0.1  
0.05  
0



2015/4/20 2015/5/20 2015/6/20 2015/7/20 2015/8/20 2015/9/20 2015/10/20 2015/11/20 2015/12/20