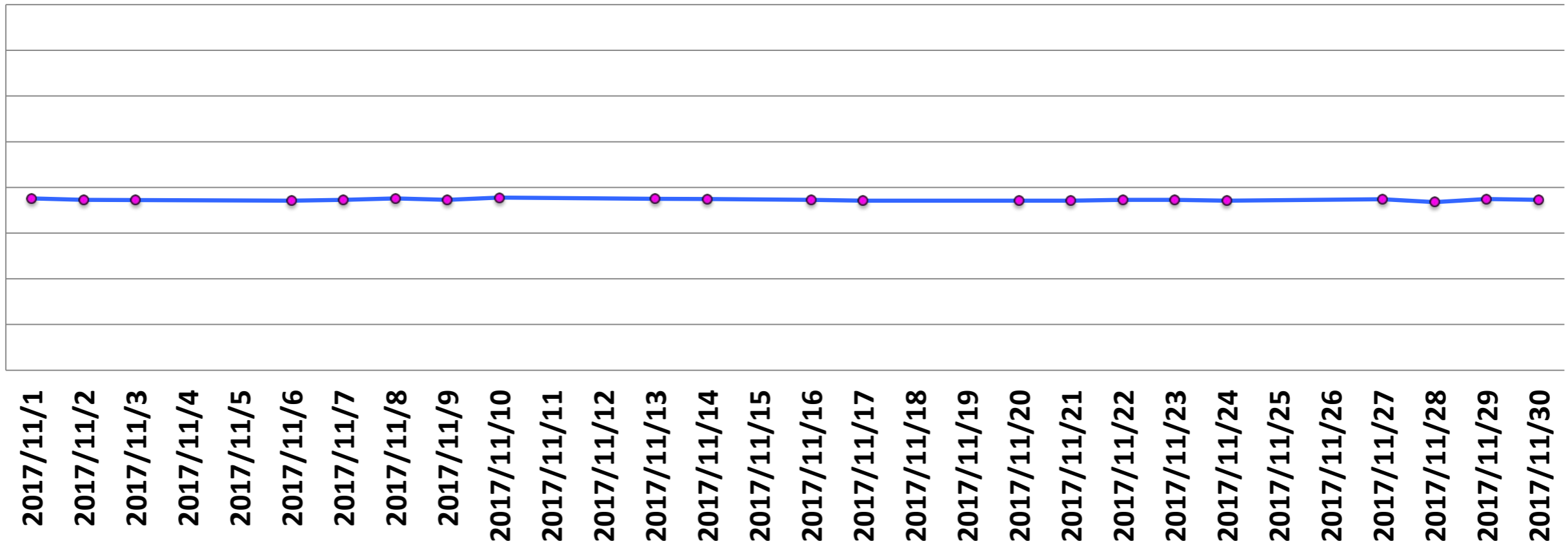
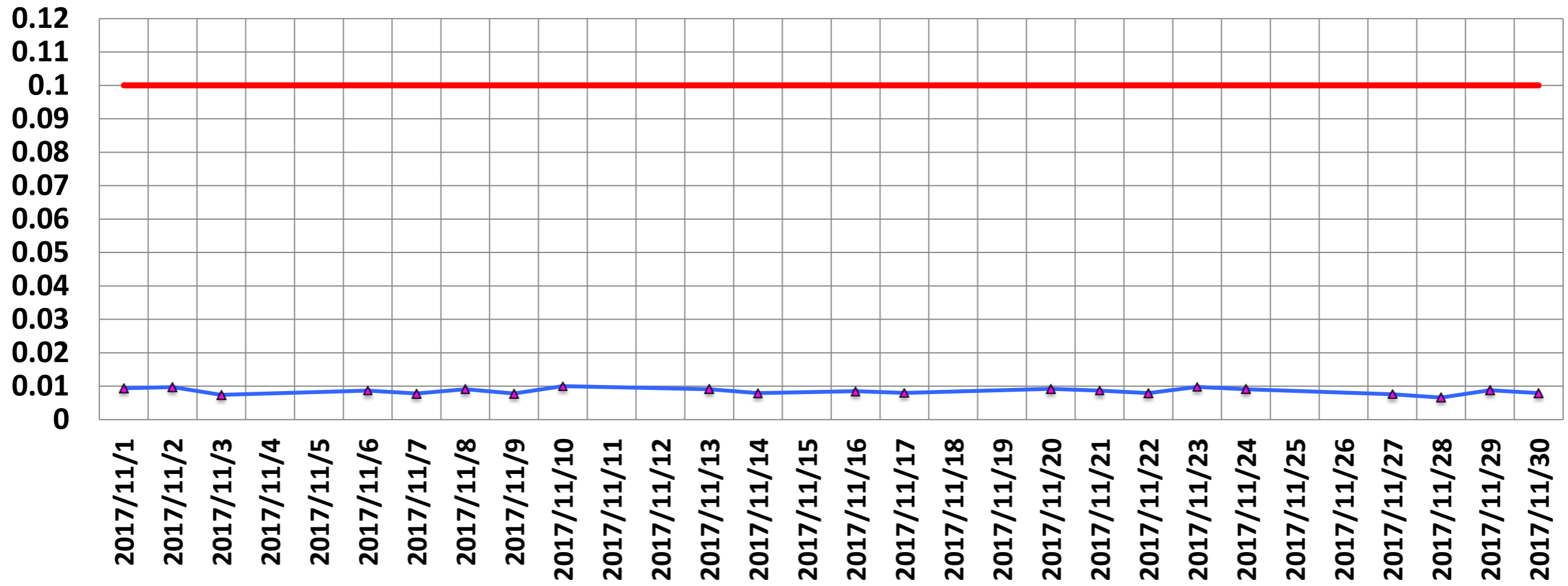


Central Frequency (MHz)

(MHz)
123.2640
123.2635
123.2630
123.2625
123.2620
123.2615
123.2610
123.2605
123.2600



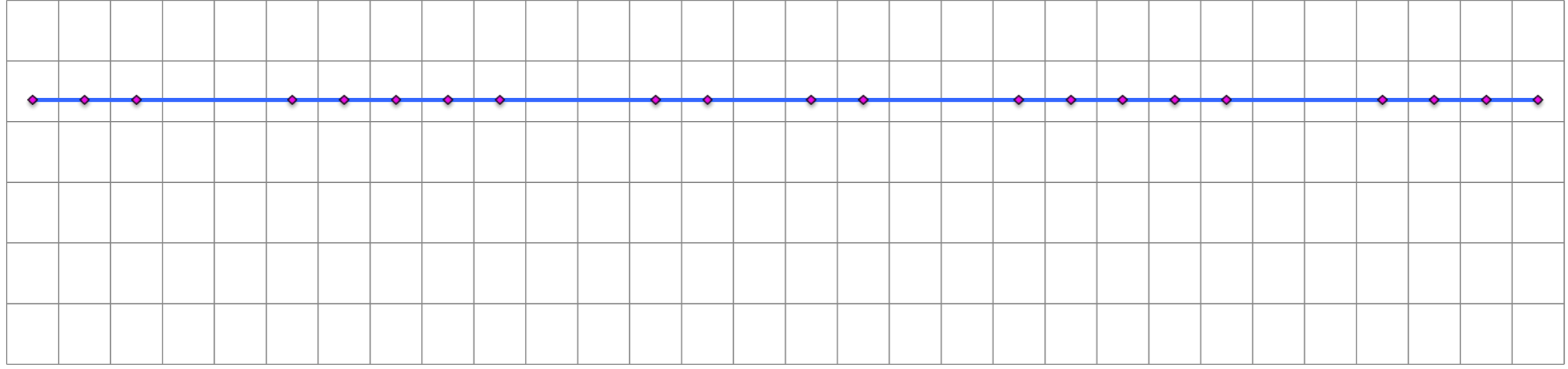
Drift Rate



He Level (%)

He (%)

85
80
75
70
65
60
55



2017/11/1
2017/11/2
2017/11/3
2017/11/4
2017/11/5
2017/11/6
2017/11/7
2017/11/8
2017/11/9
2017/11/10
2017/11/11
2017/11/12
2017/11/13
2017/11/14
2017/11/15
2017/11/16
2017/11/17
2017/11/18
2017/11/19
2017/11/20
2017/11/21
2017/11/22
2017/11/23
2017/11/24
2017/11/25
2017/11/26
2017/11/27
2017/11/28
2017/11/29
2017/11/30

p2p/mean (%)

(%)
0.3
0.25
0.2
0.15
0.1
0.05
0

